

PCA® Caché Spray

Hidden Faucet Attachment - 0.5- 1.0 gpm Pressure Compensating Regular Size M24x1



flow, stop and go®

Features and Benefits

- Watercolours® design: Color coding to identify flow rate and stream pattern.
- Patented construction provides a splash-free, non-aerated spray.
- Pressure compensating for constant flow from 20 to 80 psi.
- Anti-clogging dome screen filters sediment and particles.
- Threads directly into the faucet spout. Virtually invisible once installed.
- Vandal resistant by design (install and remove with a special key).

Certifications

ANSI/ NSF® -61-372

ASME A112.18.1M and CSA B125

Meets **CALGreen** requirements

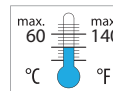
Options Available

Part #	Color	gpm	L/min
CCS-050ST-P	Lime Green / Dark Gray	0.5	1.9
CCS-100ST-P	Blue / Dark Gray	1.0	3.8
CCT-060	Caché® Key (Gray)		

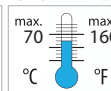
Technical Data

Materials:	Body	Acetal
	Int. O-ring	EPDM
	Ext. O-ring	Silicone

Continuous



Short-term (5 minutes max.) Per ASME A112.18.1 testing requirements.



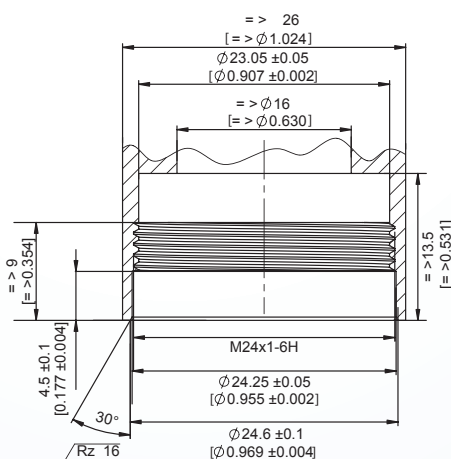
Packaging:

Threaded Insert

1 pc (bag), 6 pcs (bag), 50 pcs (bag)

Dimensions

Mounting Dimensions



Dimensions

