

Faucet Attachment - 1.0 gpm max Pressure Compensating Junior Size



flow, stop and go®

Features and Benefits

- ▶ **Smart lime build up cleaning with unique silicone bottom.**
- ▶ Watercolours® design: Color coding to identify flow rate and stream pattern.
- ▶ Provides non-splashing, non-aerated spray.
- ▶ Pressure compensating for constant flow from 20 to 80 psi.
- ▶ Anti-clogging dome screen filters sediment and particles.
- ▶ Available housing finishes: unplated, chrome and PVD.
- ▶ Roll marked with statutory marks or laser for vandal proof housings.

Certifications

ANSI/ NSF® -61-372 (31 078 pending)
ASME A112.18.1M and CSA B125 (31 078 pending)
Meets **CA Green** requirements
WaterSense (31 059 & 31 078 pending))



Thread & Part Number

Part #	Designation	Thread Size
SLS-100INJU-P	Insert only	
SLS-100MJU-P	Junior male	13/16"-27
SLS-100FJU-P	Junior female	3/4"-27
SLS-100DTJU-P	Junior dual thread	13/16"-27 x 3/4"-27
SLS-100MJUVP-P	Vandal proof junior male	13/16"-27
SLS-100FJUVP-P	Vandal proof junior female	3/4"-27
SLS-100DTJUVP-P	Vandal proof junior dual thread	13/16"-27 x 3/4"-27

Other product combinations available.

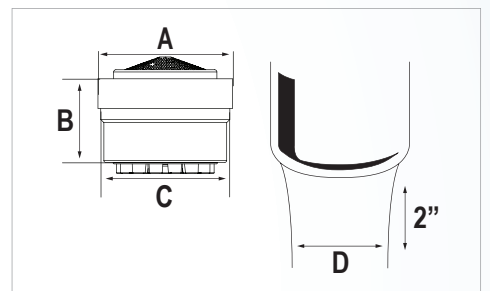
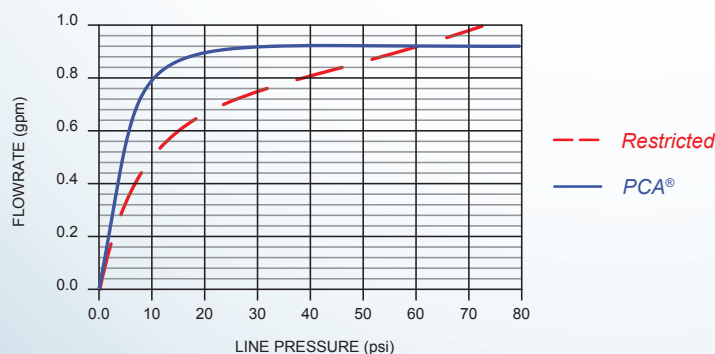
Packaging:

Inserts	1 pc (bag), 6 pcs (bag), 50 pcs (bag)
Jr. male/female/dual thread	1 pc (bag), 6 pcs (tube), 50 pcs (tray)
Jr. vandal proof dual thread	1 pc (bag), 6 pcs (clamshell), 50 pcs (tray)
Jr. vandal proof male/female	1 pc (bag), 6 pcs (tube), 50 pcs (tray)

Color Code

Dome	Flow Regulator	Basket
Natural	Blue	Dark Gray


Flow Rate Curve



Dimensions

No	mm	In
A	18.20	.717
B	11.50	.453
C	17.45	.687
D	≈ 22	≈ 7/8


Housings



Technical Data

Materials: Body Acetal
Spray Tips Silicone
O-ring EPDM
Washer EPDM

Continuous



Short-term (5 minutes max.) Per ASME A112.18.1 testing requirements.

