

PCA® ITR Spray

Faucet Attachment - 1.8 gpm max Pressure Compensating Regular Size



flow, stop and go®

Features and Benefits

- ▶ Full size non-aerated spray (Rain Spray) with soft water stream.
- ▶ Unique silicone bottom for easy cleaning.
- ▶ Watercolours™ design: Color coding to identify flow rate and stream pattern.
- ▶ Pressure compensating for constant flow from 20 to 80 psi.
- ▶ Anti-clogging dome screen filters sediment and particles.
- ▶ Compatible with regular and vandal proof M22 & M24 metric housings..
- ▶ Available housing finishes: chrome, polished brass, brushed nickel and oil rubbed bronze.
- ▶ Laser marked housings with statutory marks.

Certifications

ANSI/ NSF® -61-372
ASME A112.18.1M and CSA B125 (pending)
Meets **CALGreen** requirements

Thread & Part Number

Part #	Designation	Thread Size
TSSR-180INST-P	Insert only	
TSSR-180MST-P	Regular male	15/16"-27
TSSR-180FST-P	Regular female	55/64"-27
TSSR-180DTST-P	Regular dual thread	15/16"-27 x 55/64"-27
TSSR-180MSTVP-P	Regular male vandal proof	15/16"-27
TSSR-180FSTVP-P	Regular female vandal proof	55/64"-27

Other product combinations available.

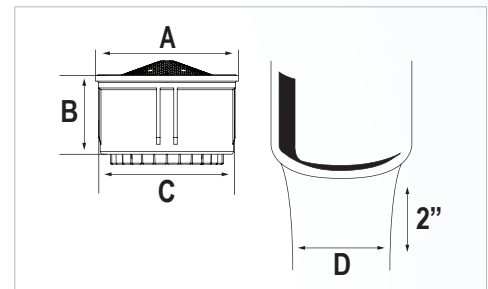
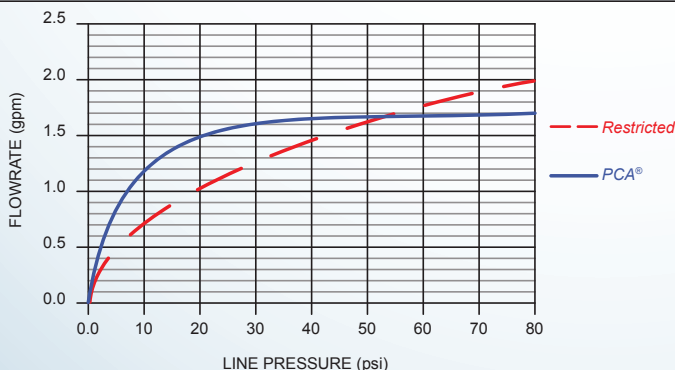
Packaging:

Inserts 1 pc (bag), 6 pcs (bag), 50 pcs (bag)
Reg. male/female/dual thread 1 pc (bag), 6 pcs (tube), 50 pcs (tray)
Reg. vandal proof male/female/dual thread 1 pc (bag), 6 pcs (tube), 40 pcs (tray)

Color Code

Dome	Flow Regulator	Basket
Natural	Light Blue	Dark Gray

Flow Rate Curve



Dimensions

No	mm	In
A	20.85	.821
B	11.45	.451
C	19.97	.786
D	≈ 32	≈ 1 1/4

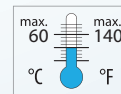
Housings



Technical Data

Materials: Body Acetal
Tip Silicone
O-ring EPDM
Washer EPDM

Continuous



Short-term (5 minutes max.) Per ASME A112.18.1 testing requirements.

