

Snap Fittings



flow, stop and go®

Features and Benefits





- Solid brass construction.
- Provides a solution to faucet thread variations.
- When noted (**) the built-in aerator is a Perlator® insert.





Certification

ANSI/NSF® -61-372 - Unless otherwise noted (*)

Materials

Name	Material
Body	Chrome plated brass
Washer	EPDM

Snap Fittings	
Part/Part #	Designation
 QC-LDF-322	** Regular dual thread large diameter Aerated stream, full flow
 QC-LDF-323	** Regular dual thread large diameter (X-long) Aerated stream, full flow
 QC-SDF-329	Female 3/4" garden hose, small diameter Laminar stream, full flow
 QC-LDF-352	Regular dual thread, large diameter Laminar stream, full flow
 QC-LDF-SF-303	Junior female "Chicago" Thread 13/16-24 x large diameter Laminar stream, full flow (*pending)

Snap Fittings	
Part/Part #	Designation
 QC-LDF-321	Regular dual thread large diameter Careguard® Laminar stream, 1.5 gpm (*pending)
 QC-LDF-330	Male 1/2" large diameter Laminar stream, full flow
 QC-SDM-355	Regular dual thread small diameter Laminar stream, full flow
 QC-LDF-360	** Regular dual thread, large diameter Laminar stream, full flow (*pending)